

CATALOGO TECNICO 2024

TECHNICAL CATALOGUE
CATALOGUE TECHNIQUE
TECHNISCHER KATALOG | 2024

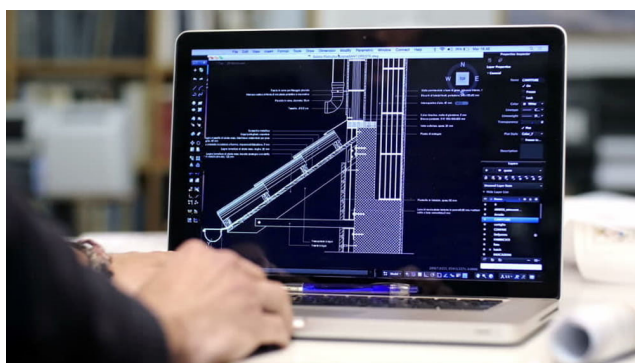
PLASTICA

Componenti mono parete in PPS bianco

PLASTICA - Single wall elements in white PPS

PLASTICA - Éléments simple paroi en PPS blanc

PLASTICA - Einwandige Elemente aus weißem PPS



Edizione 2024

Edition
Édition
Ausgabe | 2024

PLASTICA - Componenti mono parete in PPS bianco

Il sistema PLASTICA è composto da elementi componibili rigidi realizzati in polipropilene con finitura di colore bianco, lo spessore varia a seconda del diametro.

I prodotti di questa serie hanno un innesto a bicchiere maschio-femmina con sede della guarnizione a triplo labbro.

**“LE MISURE RIPORTATE NEL SEGUENTE CATALOGO TECNICO NON SONO VINCOLANTI.
M.T. SRL PUO’ VARIARE LE MISURE DI PRODUZIONE, IN BASE ALL’OTTIMIZZAZIONE, IN QUALSIASI
MOMENTO”.**

PLASTICA - Single wall elements in white PPS

The PLASTICA system is composed of rigid modular elements made of polypropylene with a white finish, the thickness varies according to the diameter. The products in this series have a spigot joint by slip on male-female coupling with triple lip gasket seat.

**“THE MEASURES GIVEN IN THE FOLLOWING TECHNICAL CATALOGUE ARE NOT BINDING.
AT ANY TIME, COMPANY M.T. SRL MAY VARY THE PRODUCTION MEASURES, BASED ON THE
OPTIMIZATION”.**

PLASTICA - Éléments simple paroi en PPS blanc


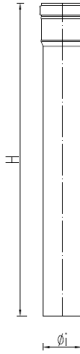
Le système PLASTICA est composé par d'éléments modulaires rigides en polypropylène de finition blanche, l'épaisseur varie en fonction du diamètre. Les produits de cette série disposent d'un emboîtement étanche mâle-femelle avec un siège de joint à triple lèvre.



**“LES MESURES DONNÉES DANS LE CATALOGUE TECHNIQUE SUIVANT NE SONT PAS CONTRAIGNANTES.
L'USINE M.T. SRL PEUT VARIER LES MESURES DE PRODUCTION, SUR LA BASE DE L'OPTIMISATION, À
TOUT MOMENT”.**



PLASTICA - Einwandige Elemente aus weißem PPS


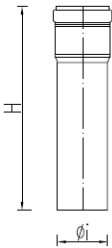
Das PLASTICA System besteht aus starren modularen Elementen aus Polypropylen mit weißer Oberfläche, deren Dicke je nach Durchmesser variiert. Die Produkte dieser Serie verfügen über eine Verbindung durch Mann-Weib Steckmuffen, mit Dreilippen Dichtungssitz.


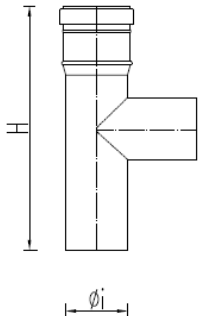
**“IM FOLGENDEN TECHNISCHEN KATALOG SIND DIE ANGEGEBENEN MAßE NICHT BINDEND.
FIRMA M.T. SRL KANN DIE PRODUKTIONSMASSNAHMEN AUFGRUND DER OPTIMIERUNG JEDERZEIT
VARIIEREN”.**


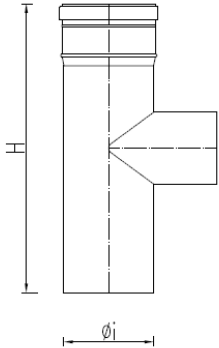
CODICI ARTICOLO ITEM NUMBER NUMÉRO D'ARTICLE ARTIKELNUMMER	DESCRIZIONE DESCRIPTION BESCHREIBUNG					
1020-H...	Elemento lineare L.2000 - Linear element L.2000 Élément droit L.2000 - Lineares Element L.2000					
FOTO PICTURE - PHOTO-BILD	DISEGNO DRAWING- DESSIN- ZEICHNUNG	Øi	H			
		50	2000			
		60	2000			
		80	2000			
		100	2000			
		125	2000			
		160	2000			
		200	2000			
		---	---			
		---	---			
		---	---			
		---	---			


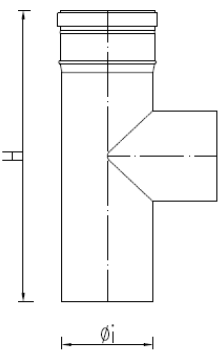
CODICI ARTICOLO ITEM NUMBER NUMÉRO D'ARTICLE ARTIKELNUMMER	DESCRIZIONE DESCRIPTION BESCHREIBUNG					
1001-H...	Elemento lineare L.1000 - Linear element L.1000 Élément droit L.1000 - Lineares Element L.1000					
FOTO PICTURE - PHOTO-BILD	DISEGNO DRAWING- DESSIN- ZEICHNUNG	Øi	H			
		50	1000			
		60	1000			
		80	1000			
		100	1000			
		125	1000			
		160	1000			
		200	1000			
		---	---			
		---	---			
		---	---			


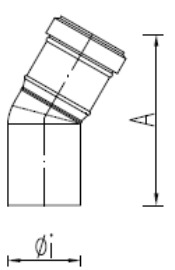
CODICI ARTICOLO ITEM NUMBER NUMÉRO D'ARTICLE ARTIKELNUMMER	DESCRIZIONE DESCRIPTION BESCHREIBUNG					
1002-H...	Elemento lineare L.500 - Linear element L.500 Élément droit L.500 - Lineares Element L.500					
FOTO PICTURE -PHOTO-BILD	DISEGNO DRAWING- DESSIN- ZEICHNUNG	Øi	H			
		50	500			
		60	500			
		80	500			
		100	500			
		125	500			
		160	500			
		200	500			
		---	---			
		---	---			
		---	---			
		---	---			
		---	---			


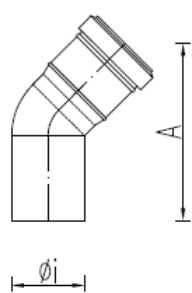
CODICI ARTICOLO ITEM NUMBER NUMÉRO D'ARTICLE ARTIKELNUMMER	DESCRIZIONE DESCRIPTION BESCHREIBUNG					
1003-H...	Elemento lineare L.250 - Linear element L.250 Élément droit L.250 - Lineares Element L.250					
FOTO PICTURE -PHOTO-BILD	DISEGNO DRAWING- DESSIN- ZEICHNUNG	Øi	H			
		50	250			
		60	250			
		80	250			
		100	250			
		125	250			
		160	250			
		200	250			
		---	---			
		---	---			
		---	---			
		---	---			
		---	---			


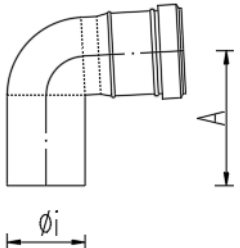
CODICI ARTICOLO ITEM NUMBER NUMÉRO D'ARTICLE ARTIKELNUMMER	DESCRIZIONE DESCRIPTION BESCHREIBUNG					
1051-H...	Raccordo a T 87° 87° Tee pipe fitting Raccord Té 87° T-Anschluss 87°					
FOTO PICTURE -PHOTO-BILD	DISEGNO DRAWING- DESSIN- ZEICHNUNG	Øi	H			
		50	---			
		60	240			
		80	240			
		100	325			
		125	325			
		160	325			
		200	325			
		---	---			
		---	---			
		---	---			
		---	---			
		---	---			
		---	---			


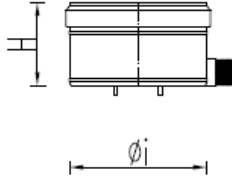
CODICI ARTICOLO ITEM NUMBER NUMÉRO D'ARTICLE ARTIKELNUMMER	DESCRIZIONE DESCRIPTION BESCHREIBUNG					
1052-H...	Raccordo a T 87° ridotto 87° reduced Tee pipe fitting Raccord Té 87° réduit T-Anschluss 87° reduziert					
FOTO PICTURE -PHOTO-BILD	DISEGNO DRAWING- DESSIN- ZEICHNUNG	Øi	H			
		50	---			
		60	---			
		80	---			
		100	325			
		125	325			
		160	325			
		200	325			
		---	---			
		---	---			
		---	---			
		---	---			
		---	---			
		---	---			


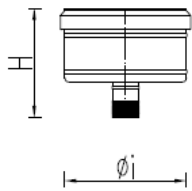
CODICI ARTICOLO ITEM NUMBER NUMÉRO D'ARTICLE ARTIKELNUMMER	DESCRIZIONE DESCRIPTION BESCHREIBUNG					
1058-H...	Elemento di ispezione Inspection element Élément d'inspection Inspektionselement					
FOTO PICTURE -PHOTO-BILD	DISEGNO DRAWING- DESSIN- ZEICHNUNG	Øi	H			
		50	---			
		60	250			
		80	250			
		100	250			
		125	250			
		160	250			
		200	250			
		---	---			
		---	---			
		---	---			
		---	---			
		---	---			


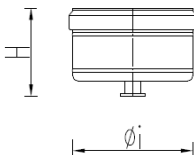
CODICI ARTICOLO ITEM NUMBER NUMÉRO D'ARTICLE ARTIKELNUMMER	DESCRIZIONE DESCRIPTION BESCHREIBUNG					
1252-H...	Curva 30° - 30° Bend Coude 30° - Winkelbogen 30°					
FOTO PICTURE -PHOTO-BILD	DISEGNO DRAWING- DESSIN- ZEICHNUNG	Øi	A			
		50	---			
		60	142			
		80	142			
		100	162			
		125	157			
		160	224			
		200	234			
		---	---			
		---	---			
		---	---			
		---	---			
		---	---			


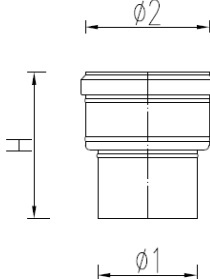
CODICI ARTICOLO ITEM NUMBER NUMÉRO D'ARTICLE ARTIKELNUMMER	DESCRIZIONE DESCRIPTION BESCHREIBUNG					
1253-H...	Curva 45° - 45° Bend Coude 45° - Winkelbogen 45°					
FOTO PICTURE - PHOTO-BILD	DISEGNO DRAWING- DESSIN- ZEICHNUNG	Øi	A			
		50	110			
		60	150			
		80	150			
		100	175			
		125	202			
		160	202			
		200	309			
		---	---			
		---	---			
		---	---			
		---	---			
		---	---			


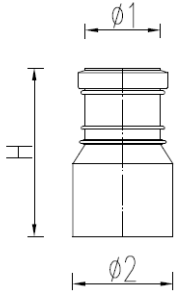
CODICI ARTICOLO ITEM NUMBER NUMÉRO D'ARTICLE ARTIKELNUMMER	DESCRIZIONE DESCRIPTION BESCHREIBUNG					
1254-H...	Curva 87° 87° Bend Coude 87° Winkelbogen 87°					
FOTO PICTURE - PHOTO-BILD	DISEGNO DRAWING- DESSIN- ZEICHNUNG	Øi	A			
		50	83			
		60	104			
		80	105			
		100	134			
		125	152			
		160	257			
		200	304			
		---	---			
		---	---			
		---	---			
		---	---			
		---	---			


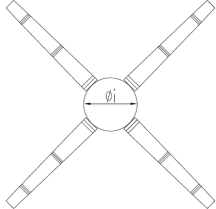
CODICI ARTICOLO ITEM NUMBER NUMÉRO D'ARTICLE ARTIKELNUMMER	DESCRIZIONE DESCRIPTION BESCHREIBUNG					
1101-H...	Base di partenza chiusa con scarico laterale Starting closed base with side discharge Base de départ fermée avec déchargement latéral Bodenplatte mit lateralem Kondensablauf					
FOTO PICTURE -PHOTO-BILD	DISEGNO DRAWING- DESSIN- ZEICHNUNG	Øi	H			
		50	---			
		60	60			
		80	60			
		100	60			
		125	---			
		160	---			
		200	---			
		---	---			
		---	---			
		---	---			
		---	---			
		---	---			
		---	---			


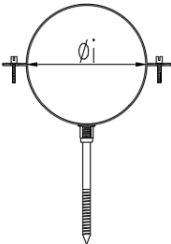
CODICI ARTICOLO ITEM NUMBER NUMÉRO D'ARTICLE ARTIKELNUMMER	DESCRIZIONE DESCRIPTION BESCHREIBUNG					
1201-H...	Scarico condensa Drain cap Tampon purge Verschlusskappe mit Säuberung					
FOTO PICTURE -PHOTO-BILD	DISEGNO DRAWING- DESSIN- ZEICHNUNG	Øi	H			
		50	---			
		60	94			
		80	94			
		100	94			
		125	94			
		160	94			
		200	94			
		---	---			
		---	---			
		---	---			
		---	---			
		---	---			
		---	---			


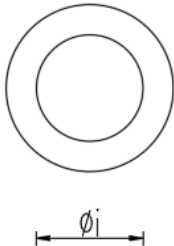
CODICI ARTICOLO ITEM NUMBER NUMÉRO D'ARTICLE ARTIKELNUMMER	DESCRIZIONE DESCRIPTION BESCHREIBUNG					
1205-H...	Tappo di chiusura Closing cap Tampon de fermeture Verschlusskappe					
FOTO PICTURE - PHOTO-BILD	DISEGNO DRAWING- DESSIN- ZEICHNUNG	Øi	H			
		50	---			
		60	74			
		80	74			
		100	74			
		125	74			
		160	74			
		200	74			
		---	---			
		---	---			
		---	---			
		---	---			
		---	---			



CODICI ARTICOLO ITEM NUMBER NUMÉRO D'ARTICLE ARTIKELNUMMER	DESCRIZIONE DESCRIPTION BESCHREIBUNG					
1255-H...	Aumento - Enlarger Augmentation - Erhöhung					
FOTO PICTURE - PHOTO-BILD	DISEGNO DRAWING- DESSIN- ZEICHNUNG	Ø1= Øi	Ø2= Ør	H		
		60	50	105		
		80	60	115		
		100	80	115		
		125	80	120		
		125	100	120		
		160	125	135		
		200	160	140		
		---	---	---		
		---	---	---		
		---	---	---		
		---	---	---		
		---	---	---		


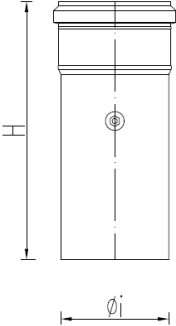
CODICI ARTICOLO ITEM NUMBER NUMÉRO D'ARTICLE ARTIKELNUMMER	DESCRIZIONE DESCRIPTION BESCHREIBUNG					
1255-H...	Riduzione - Reducer Réduction - Reduzierung					
FOTO PICTURE - PHOTO-BILD	DISEGNO DRAWING- DESSIN- ZEICHNUNG	Ø1= Øi	Ø2= Ør	H		
		80	60	135		
		100	80	170		
		125	100	140		
		---	---	---		
		---	---	---		
		---	---	---		
		---	---	---		
		---	---	---		
		---	---	---		
		---	---	---		
		---	---	---		
		---	---	---		
		---	---	---		



CODICI ARTICOLO ITEM NUMBER NUMÉRO D'ARTICLE ARTIKELNUMMER	DESCRIZIONE DESCRIPTION BESCHREIBUNG					
1355-H...	Distanziatore - Spacer Espaceur - Abstandhalter					
FOTO PICTURE - PHOTO-BILD	DISEGNO DRAWING- DESSIN- ZEICHNUNG	Øi				
		50				
		60				
		80				
		100				
		125				
		160				
		200				

CODICI ARTICOLO ITEM NUMBER NUMÉRO D'ARTICLE ARTIKELNUMMER	DESCRIZIONE DESCRIPTION BESCHREIBUNG					
1357-H...	Collare di fissaggio con tassello Locking clamp with anchor Collier de fixation avec cheville Befestigungskragen mit Dübel					
FOTO PICTURE -PHOTO-BILD	DISEGNO DRAWING- DESSIN- ZEICHNUNG	Øi				
		---				
		60				
		80				
		100				
		125				
		160				
		200				

CODICI ARTICOLO ITEM NUMBER NUMÉRO D'ARTICLE ARTIKELNUMMER	DESCRIZIONE DESCRIPTION BESCHREIBUNG					
1414-F...	Rosone in EPDM - EPDM Ring Rosace EPDM - EPDM Ring					
FOTO PICTURE -PHOTO-BILD	DISEGNO DRAWING- DESSIN- ZEICHNUNG	Øi				
		50				
		60				
		80				
		100				
		125				
		160				
		200				

CODICI ARTICOLO ITEM NUMBER NUMÉRO D'ARTICLE ARTIKELNUMMER	DESCRIZIONE DESCRIPTION BESCHREIBUNG					
1360- Øi	Guarnizione - Gasket Joint - Dichtung					
FOTO PICTURE -PHOTO-BILD	DISEGNO DRAWING- DESSIN- ZEICHNUNG	Øi				
		50				
		60				
		80				
		100				
		125				
		160				
		200				

CODICI ARTICOLO ITEM NUMBER NUMÉRO D'ARTICLE ARTIKELNUMMER	DESCRIZIONE DESCRIPTION BESCHREIBUNG					
1163-H...	Elemento di controllo fumi Smoke test element Élément de contrôle fumées Rauchschutzelement					
FOTO PICTURE -PHOTO-BILD	DISEGNO DRAWING- DESSIN- ZEICHNUNG	Øi	H			
		50	---			
		60	250			
		80	250			
		100	250			
		125	250			
		160	250			
		200	250			
		---	---			
		---	---			
		---	---			
		---	---			
		---	---			

CODICI ARTICOLO ITEM NUMBER NUMÉRO D'ARTICLE ARTIKELNUMMER	DESCRIZIONE DESCRIPTION BESCHREIBUNG					
1013-H...	Scarico orizzontale-verticale Vertical element with horizontal condensate drain Elément vertical avec évacuation condensats horizontale Vertikales Element mit horizontalem Kondensatablauf					
FOTO PICTURE -PHOTO-BILD	DISEGNO DRAWING- DESSIN- ZEICHNUNG	Øi	H			
		60	180			
		80	180			
		100	180			
		---	---			
		---	---			
		---	---			
		---	---			
		---	---			
		---	---			
		---	---			
		---	---			
		---	---			